

School Newsletter

Thursday 11th May 2023



Ph: 9407 7100 **Web:** <https://edgarscreekps.vic.edu.au>

Email: edgars.creek.ps@education.vic.gov.au

**EDGARS CREEK
PRIMARY SCHOOL**

RESPECT RESPONSIBILITY COURAGE CURIOSITY

School Photos

You still have time to order! School Photos are on, Tuesday 16th May. Place your orders at www.advancedlife.com.au. Please ensure you enter our school code **E3J TF4 MH4** once logged in followed by your child's name.

School Uniform For School Photos

Please ensure your child has the appropriate ECPS School Uniform. Our ECPS School Photos are coming up next week and students will only be photographed if they are in the correct uniform. Our formal uniform (checked shirt/dress) will be required on Tuesday 16th May.

Please check the PSW website to order if you need.

<https://www.psw.com.au/schools/edgars-creek-primary-school.html>



PSW Store in South Morang



Newsletter Challenge

How many **Cameras** can you find? Write your answer and put it in the challenge box in the office. Winners drawn at assembly tomorrow.



IMPORTANT DATES

Thursday 11th May

Prep Students- Draw and Sip with Mum/Grandma/Auntie 2:30-3:15pm

Tuesday 16th May

Smile Squad Permission forms due

Tuesday 16th May

School Photos

Wednesday 24th May

Open Day



Wednesday 24th May

National Simultaneous Storytime

Wednesday 17th May

District Cross Country
Selected students from Year 3 to 6

Saturday 27th May

Bunnings BBQ



Wednesday 7th June

Student Free Day

Monday 12th June

King's Birthday Public Holiday

Lunch With Ann

Last week Ann had the pleasure of having 2 students use their Dojo points to get a voucher to have lunch with the Principal. They shared great conversations and ate lunch together.



Learning together for success.



Parents We Need Your Help



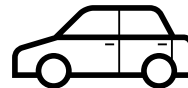
We have our **Bunnings BBQ** coming up on **Saturday 27th May** this is to help raise funds for our school. We are asking for help from parents. If you are available to volunteer your time on that day to help cook or serve the BBQ please contact Jess at the office on 9407 7100 or email edgars.creek.ps@education.vic.gov.au



CSEF 2023

We encourage all families to read the attached information regarding their eligibility for additional funding under the Camps, Sports and Excursion Fund (CSEF). If you have any questions regarding this, please contact our School Office.

Safe Car Parking Near School



Our school has received a number of communications recently about safe car parking from concerned community members. A friendly reminder to our school community to please park appropriately and safely at school drop off and collection times. We appreciate your support in helping members of our local community to stay safe. A flyer explaining how to park safely near school is included in our weekly newsletters.

Egg Cartons



Dear ECPS families,

We are in need of empty egg cartons for eggs from our chickens. If you have any empty egg cartons can you please bring these to the office. We will collect the eggs from our chickens and then sell the eggs, but we need egg cartons.

Lunch Mums

As of Term 2 Week 2 lunch mums will be providing lunch orders EVERY Tuesday and Thursday FAMILIES are able to place orders via an online App "My School Connect". <https://myschoolconnect.com.au/login> Orders must be in by Tuesday 8am for Tuesday lunch orders and Thursday 8.00am for Thursday lunch orders. ECPS & Lunch Mums look forward to working with the school community in providing school lunches for your children.



Spare Uniform

Due to the wet weather, we are finding students are falling and getting their uniform muddy. Our School reminds students to avoid muddy areas, but accidents still occur. You may wish to y pack your child/children a change of school clothes so if they get dirty they have something to change into. If you have received any clothes from the school, because this has happened can you please wash them and return them to the school.



Farewell

We wanted to share with you the exciting news that Con Sapardanis has received a promotion as a Learning Specialist at another school that commences next week. We are excited for his new opportunity but are sad to inform you that he will be leaving ECPS.

We know that he has built a positive relationship with our community over the last few years. We are very grateful for the work he has done and the impact he has made here at ECPS. We wish him all the best.



Learning together for success.



Year 3 Write To Read



On Tuesday 9th May, our Year 3 students worked with a class of Year 9 students from Edgars Creek Secondary College for a project called 'What a Novel Idea'. To support the Year 9's create a graphic novel, they wanted to gather ideas and interests from our Year 3's to help create a hero and villain for their novel. Both sets of students thoroughly enjoyed meeting one another and sharing their ideas! The Year 9's will now use some of the ideas gathered and create a graphic novel. They will be back later in the term to share their finished work!




WHAT'S HAPPENING IN 4C

Our Term 1 Inquiry project was centred around health and safety. Many of us were curious about how our bodies feel when we are healthy/unhealthy and safe/unsafe. We read lots of books and watched videos to learn more. At the conclusion of our unit we made presentations for our Prep buddies about what we learnt. Here is a snapshot of what we created!

HOW TO CROSS THE ROAD SAFELY



HEALTHY ROUTINES



HOW TO BE A GOOD FRIEND



KEEPING FIT BY PLAYING SPORT



SAFETY IN SPORT





Thank You for Your Donation

Our school would like to formally thank and recognise the following businesses for their generous donations to our school Dojo shop.



Epping RSL

\$1000 donation

<https://www.eppingrsl.com.au/>



Proacct

yearly \$200 donation

<https://proacctplus.com.au>



Whittlesea Rotary Club

\$500 donation

<https://rotary9790.org.au/clubinfo/whittlesea>

Phil, the secretary of Epping RSL meeting with Rebecca Salem at our ECPS Dojo Shop





EDGARS CREEK
PRIMARY SCHOOL

2024 Prep Students

Enrolments are OPEN!

Step One

Do you reside
in the ECPS
school zone*?
Check



www.findmyschool.vic.gov.au

*if you currently have children
enrolled at ECPS, skip this step

Step Two

Complete an Expression
of Interest Form



and the school will contact
you regarding enrolment
forms.

Step Three Interested in a school tour?

10-10:45am

Thurs 4th May

Tues 9th May

Wed 10th May

Thurs 25th May

Thurs 15th June



Register at [ecpstours2023.eventbrite.com](https://www.eventbrite.com/e/ecpstours2023)



More information can be found on the school website
edgarscreekps.vic.edu.au or by calling **9407 7100**





ECPS SIMULATANEOUS STORY TIME!

WHAT?

National Simultaneous Storytime (NSS) is held annually by the Australian Library and Information Association (ALIA). **Every year a picture book, written and illustrated by an Australian author and illustrator, is read simultaneously in libraries, schools, pre-schools, childcare centres, family homes, bookshops and many other places around the country.**

Now in its 23rd successful year, it is a colourful, vibrant, fun event that aims to promote the value of reading and literacy, using an Australian children's book that explores age-appropriate themes, and addresses key learning areas of the National Curriculum for Foundation to Year 6.


WHEN?

This year NSS takes place on **Wednesday 24 May 2023 at 11:00am**

THE BOOK:

The Speedy Sloth

It was finally time for the event of the year, Spike couldn't believe it—THE GREAT RACE was here! The other sloths said it couldn't be done, but Spike didn't care, she was ready to run! From award-winning creators Rebecca Young and Heath McKenzie, comes this inspiring story to celebrate all winners ... especially those who don't come first.



NATIONAL SIMULTANEOUS
STORYTIME

the
SPEEDY SLOTH

REBECCA YOUNG HEATH MCKENZIE

24 May 2023

Year 1 Incursion

Water Watchers

Monday May 15th



This term, our Inquiry topic is titled *How Can I Care For Places?* Yarra Valley Water is providing a **free** 45 minute **Water Watchers incursion**, which aims to teach primary school students about where water comes from, how people consume it, and why we all have a role to play in saving it.

The Year 1 students will leave the session with an increased knowledge and understanding around water use, and a desire to join the Water Watchers in their mission to save the Earth's supply.



SMILE SQUAD

All children deserve a healthy smile, and the Smile Squad free school dental program is working hard to help make sure this happens.

Your child(ren) will soon receive a free dental pack to bring home. The dental pack contains a toothbrush, full sized toothpaste, and an oral health brochure. Please take the time to read the brochure. It's full of helpful hints and tips to help your whole family eat well, drink well and clean well – for life. Smile Squad water bottles are not dishwasher safe and must be handwashed.

Standard strength toothpaste

Smile Squad provides standard strength fluoride toothpaste that is generally used by ages six and over, unless recommended by a dental or trained health professional. If your child is under six, please talk to a dental or trained health professional to find out if your child might benefit from using this toothpaste. You can also choose to put the toothpaste away until they turn six or give it to someone else in your family to use.

About Smile Squad

Smile Squad is a Victorian Government program that provides free dental care to all Victorian government primary and secondary school students.

We will let you know when Smile Squad will be coming to our school to provide dental examinations.

Visit the Smile Squad website at: www.smilesquad.vic.gov.au to learn more.

Supporting good oral Health in Your School

Are you looking for some additional oral health resources to support your school community?

You can help families to understand the importance of good oral health by exploring and sharing the information in: A guide to supporting good oral health in schools. This guide is full of useful information and helpful tips on supporting good oral health for your school community.

Why Smile Squad is Important

The Smile Squad program provides free dental care to all primary, secondary and special school students enrolled in government schools across Victoria.

Do I need to attend my child's appointment?

No, you do not need to attend your child's appointment. If you do want to attend the appointment then we would contact you and arrange for an appointment inhouse at our community dental clinic at DPV Health.

The DPV Health Smile Squad look forward to seeing you soon.

ECPS School Tours



Tours will be held in Term Two.
These tours will provide the opportunity to view and learn about our school.

Tour Dates:
Thurs 4th May
Tues 9th May
Wed 10th May
Thurs 25th May
Thurs 15th June

Tours start at 10am and are approx. 45 minutes.
Tours leave from the School Office.



BOOKINGS ESSENTIAL
BOOK VIA

ecpstours2023.eventbrite.com

Bringing out the best in your child's behaviour

Parent Support Seminar

In this practical parenting seminar you will learn positive parenting strategies to get less of the behaviour you don't want and more of the behaviour you do want.

Hosted by Family Support Worker Joan Lauricella, learn how to develop a more positive and less stressful relationship with your child. Suitable for parents with pre-school or early primary aged children.

What will be covered:

- How to encourage desirable behaviour
- Encourage your child to cooperate
- Parenting tips for challenging children

Back by popular demand



When: Wednesday 24 May

Time: 9.30am to 11.30am

Where: healthAbility, 917 Main Rd, Eltham

Cost: \$25 per adult, \$40 couple and \$16.50 concession

Bookings: Essential via trybooking.com/CHLGK

For more information

Please contact Joan Lauricella, Family Support Worker at

joan.lauricella@healthability.org.au

phone **9430 9100**

Note: Please note sessions are currently scheduled to occur in person however this may change to online sessions if Coronavirus restrictions change. Participants will be notified if this occurs.

Phone: (03) 9430 9100 | **Email:** contact@healthability.org.au

Box Hill: 43 Carrington Road, Box Hill, VIC 3128

Eltham: 917 Main Road, Eltham, VIC 3095



healthAbility

By your side
healthability.org.au

Welcoming Wellbeing

Using Reward Charts with children

What are Reward Charts?

Reward charts are a great way of guiding children towards positive behaviour. They come in several forms, including wall posters and apps.

Reward charts name or show a positive behaviour or goal you want your child to achieve. Your child's chart shows how often your child achieves their behaviour goals. For example, if you're using a wall poster, the chart might have spaces for ticks or stickers. An app might have stars that pop up on the screen. Each time your child does well, your child gets ticks or stickers in the spaces or stars in the app. A certain number of ticks, stickers or stars adds up to a reward for your child.

Reward charts are a powerful way of:
encouraging positive behaviour, like cleaning teeth without fuss
discouraging challenging behaviour, like hitting
rewarding your child for practising new skills, like staying next to the trolley when you're shopping.

After selecting a reward chart it is important that you clearly and positively describe the behaviour you want to encourage. With your child, agree on a short-term goal and what the reward will be when they reach that goal.




Remember to:

- Choose short-term rewards
- Watch carefully for when your child behaves well
- Give your child stickers/ticks straight after the desired behaviour
- Try to stay positive



Kidspot have several free reward chart templates. You can find them here:



An App you could download for a Digital Reward Chart is Rewards by Stellar

ACADEMIC ACHIEVEMENT EXCELLENCE AND EFFORT

Home Group	Name	Award given...
6A	Murtadha	For showing the school value of Responsibility by trying his best to complete tasks in Numeracy.
6B	Aaliyah	For working hard to write a very convincing persuasive text. Your persistence has been fantastic! Well done, Aaliyah!
6C	Rishi	For being a wonderful role model to those around him and trying your best in everything that you do. Keep up the fantastic work!
5A	Ali L	For showing the school values of Courage and Curiosity in Maths Fluid Groups. Excellent job, Ali!
5B	Eleora	For showing the school value of responsibility and courage by taking initiative when completing learning tasks. It's great to see you applying yourself Eleora, well done!
5C	Jana	For showing the school value of Courage when presenting a JSC speech to the homegroup. Keep striving to be a leader in our school!
5D	Miles	For putting in an excellent effort into his persuasive writing piece. Great work Miles!
4A	Alysa	For demonstrating the school value of Courage and when she spoke in front of our Home Group last week and said why we should vote for her to be our JSC representative.
4B	Sidakvir	For settling into ECPS so well and always showing the school values by trying your best and being a curious learner. Keep up the great work, Sidakvir!
4C	Ansh	For working so hard to improve in both Reading and Writing by consistently seeking feedback about your work. We have seen a huge improvement. Well done!
4D	Violet	For showing the school value of Courage by participating in literacy discussions and explaining how rules determine the spelling of certain words. Keep up the fantastic effort Violet!
3A	Khushi	For demonstrating the school value of Courage when presenting her speech for JSC. Your speech was well written, and you showed a fantastic amount of confidence when presenting it. Well Done, Khushi!
3B	Navam	For demonstrating the school value of Courage by participating in classroom discussions and sharing her ideas during our Inquiry lessons. Keep up the amazing work, Navam!
3C	Hassan A	For consistently trying your best in everything you do. I have been so impressed with how hard you have worked during Counting Goals. You are a Superstar!
3D	Palwasha	For showing tremendous courage when presenting your JSC speech! It was amazing to see you use your loud presenter voice and read your speech with such confidence. You are a superstar, Palwasha!
2A	Aarya	For demonstrating the school values of Respect, Responsibility, Courage and Curiosity consistently. Well done, Aarya!
2B	Ismail	For being an independent learner and working hard to achieve your Counting Goals! Keep it up!
2C	Aryana	For giving yourself a Writing goal for the week and working hard on your letter formation and using punctuation. Keep up the fantastic effort, Aryana!
2D	Neriah	For showing communal responsibility in the yard and always challenging yourself in the classroom. Great job Neriah!
2E	Ravjot	For being an enthusiastic and active learner, by always contributing to class discussions and sharing his ideas. Great work Ravjot!
2F	Zakaria	For demonstrating the school values of Respect during learning time and for making responsible choices within the classroom. You are fantastic, Zak!



ACADEMIC ACHIEVEMENT EXCELLENCE AND EFFORT

Home Group	Name	Award given...
1A	Kavya	For trying her best when writing unknown words. Keep up the great effort! Well done.
1B	Chris	For showing the school expectation of Being a Learner by completing tasks independently and seeking help when you need it. You have used some wonderful adjectives during Writing to persuade your reader. You're a superstar, Chris!
1C	Henil	For showing the school values of Curiosity and Courage. Well done Henil on being enthusiastic about learning and being up for a challenge in Mathematics. Keep it up!
1D	Mariam	For being a kind and caring member of the Year 1 Learning Community. You are always helping others without being asked. You are amazing, Mariam!
1E	Youssef	For demonstrating personal responsibility by being ready to learn for fluid groups, well done Youssef!
1F	Samreen	For demonstrating the school value of Courage and Responsibility by challenging herself in writing. I am so proud of how hard you have been working on using lowercase letters and using the word wall to uplevel your writing. Keep up the amazing work, Samreen!
PA	Aashvicka	For trying her best in Math and achieving her counting goal! You have been so respectful by following instructions and completing your learning. Well done superstar!
PB	Yusuf	For settling into the routines of Term 2. You have shown Respect, Courage and Responsibility. Well done, Yusuf. We are so proud!
PC	Arshpreet	For showing the school value of Courage. Well done Arshpreet on your wonderful attendance in Term 2! We are all so happy to have you in our school and see you try your best with a smile on your face.
PD	Karanjot	Karanjot has been working hard to add numbers together in maths. He demonstrates the school value of Courage when trying new things with his learning. Keep up the great work, Karanjot!
PE	Julijana	For always trying your best in all learning areas. I am so proud of you for demonstrating the school value of Courage. Keep up the great work, Julijana. Well done superstar!
PF	Asmaa	For always trying her best to code spot and blend words. Remember...DON'T STOP! Keep up the great work Asmaa!
Digital Technologies -Taylah	Ayanna- 5A	For demonstrating our school value of 'Courage' during Digital Technologies by sharing her random act of kindness she received by a stranger. You also consistently work hard during our sessions about how to be safe online. Well Done, Ayanna!
Science - Jemma	Jiyanshi - 2B	For showing our school values and being a great learner in Science classes. You're a star, Jiyanshi! Keep up the amazing work!
Science- Sue	Sharokina -4D	For demonstrating the school value of Courage by participating in classroom discussions and sharing her ideas during science sessions! Keep up your great work!
Performing Arts - Anita	Thiya 5A	For your outstanding work during recorder lessons. You have challenged yourself and I am very impressed! Keep up the great work!
Visual Arts - Kristy	Sany - 4C	For showing all the school values in Art class every week! Keep up the good work!
Spanish- Yooky	Anhad - 6C	For showing the school values of curiosity and responsibility by actively engaging in all activities in Spanish classes. Muy bien, Anhad!
PE - Matt	Micah - PF	For consistently doing his best in all learning activities. You're a star Micah!
PE – David	Ekaa 3B	For her application and cooperation in PE. AWESOME work Ekaa!
Education Support- Vanessa	Stela - 6C	For being a great leader, role model and support whilst working in the canteen at recess times. Thank you, Stela!



Celebrating Our Multicultural School Community



EVERYBODY IS WELCOME AT EDGARS CREEK PRIMARY

At ECPS this year we are celebrating our wonderful and extensive Multicultural community. Each week at assembly, we are unveiling a different cultural flag.

This week we are celebrating those in the ECPS Community from

Liberia



2023 Photo Day

Online Order Instructions

Dear Parents and Students,

Edgars Creek Primary School PHOTO DAY IS 16-05-2023

Your school prefers orders to be placed online.

However, if unable to order online, please complete your order using the Envelope at your school office. It is important that the order instructions (below) are followed.

**** IMPORTANT PLEASE NOTE – ONLINE ORDERING FOR SIBLING PHOTOS WILL CUT OFF ON 15-05-2023 ****

ONLINE ORDERING Your child's school photos are now available for secure online purchase, please note if you are ordering online, you do not need to return an envelope to the school

4 EASY STEPS TO ONLINE SCHOOL PHOTO ORDERING

Step 1 [Click Here](#). - For online ordering process for your school.

- OR - Go to <https://www.advancedlife.com.au/> before photo day and enter your school code [E3J TF4 MH4]

Step 2: Enter your student's details

Step 3: Choose the package that best suits your needs (all orders will be returned to the school for collection)

Step 4: Pay for the photos via the shopping cart (upper right corner of the page)

****Online Orders have a 1.5% merchant fee applied when using Visa, Mastercard or PayPal.**

Please Note: If you miss photo day, portrait and group packages can still be ordered online for 7 days afterwards with no late fees. After that time, late orders will require separate processing and handling and therefore will incur a \$15 late fee per package.

FAMILY / SIBLING PHOTOS No envelope required if ordering online

3 EASY STEPS TO ONLINE SCHOOL PHOTO ORDERING

- Go to <https://www.advancedlife.com.au/> before photo day and enter your school code [E3J TF4 MH4]
- Family/Sibling photo orders online close on [15/05/2023]
- Orders can be placed by returning an envelope up until photo day with exact cash amount.

ORDERING USING AN ENVELOPE

PLEASE SEE THE SCHOOL OFFICE TO RECEIVE ONE AND RETURN ON PHOTO DAY ONLY

Step 1: Student Details: Complete the student details section on the front of the order envelope.

Please use black or blue pen.

Step 2: Purchase Details: Complete the purchase details on the front of the envelope.

Step 3: Payment Method: Select your payment method.

Credit Card – Online Only at <https://www.advancedlife.com.au/>

Cash – Please enclose correct money – as change is not available

Please Note: A portrait and a class group photograph will be taken of every student at the school, regardless of purchase. Photographs of your children taken as part of a class group are only permitted to be distributed within their own class. Your child's name will appear on the class group photo. If you Do Not wish your child to be photographed, please contact your school office with your instructions prior to Photo Day.

Please feel free to contact us via email or phone should you have any queries regarding your child's school photo order.

info@advancedlifevic.com.au or 03 9852 1133

Advancedlife Team

IMPORTANT: Sibling packages must be ordered before photo day, so your school knows to collect your children on photo day for a sibling photo. Final online orders for siblings close at 12.00 a.m. the night before your school's first photo day. If you miss the order cut off, let your school know you would like a sibling photo taken, collect a sibling envelope from your school and return the completed order envelope (including exact cash payment) directly to our photographers. Sibling photographs are by request and cannot be ordered after photo day. Only siblings attending the school are permitted to be photographed.

A

DELUXE

DELUXE PACKAGE \$48.00



203x254mm (10x8")



126x176mm (4)



26x41mm (6)



38x135mm



82x127mm



38x63mm



63x87mm



package includes high res digital portrait image


B

VALUE

VALUE PACKAGE \$33.00



203x254mm (10x8")



126x176mm (2)



26x41mm (3)



38x135mm



82x127mm



38x63mm



package includes high res digital portrait image



C

REGULAR

REGULAR PACKAGE \$28.00



203x254mm (10x8")



126x176mm (2)



26x41mm (3)



package includes high res digital portrait image



D

BASIC

BASIC PACKAGE \$25.00



126x176mm (2)



26x41mm (3)



package includes high res digital portrait image



E - ENLARGEMENT \$22



203x254mm (10x8")

Option E **DOES NOT** include a high res digital portrait image



PERSONALISED MUGS \$20



Available online only



HOW TO ORDER

OPTION 1 ORDER ONLINE NOW

Online payment options include Visa, Mastercard and PayPal. Alternatively, you can choose to pay over 10 weeks using LatitudePay.

STEP 1

Find your school's shared 9 digit community order code on the *advancedlife* order envelope.



STEP 2

Go to www.advancedlife.com.au on your computer, phone or tablet.

Enter your school's 9 digit order code in the 'order & download' box. This will take you to the secure online ordering site for your school.



STEP 3

Click on 'Order Photos' and complete your details and choose your package, then follow the payment process. During this process you can place orders for additional children at your school and sibling photos, if available.



OPTION 2 CASH/ENVELOPE ORDERING

Schools prefer orders placed online. However, if you are unable to order online, please complete your order using the order envelope provided.

STEP 1

Complete a separate order envelope for each individual child's package/s ordered. If ordering for more than one child, payment should be enclosed in the envelope of the eldest child and this should be indicated on the envelope of the other child/children (the envelope that does not have cash enclosed).

STEP 2

Enclose exact cash payment in one envelope for the package/s you are ordering. Payment for more than one child should be in the eldest child's envelope and marked at the bottom of the envelope in the space provided.

STEP 3

Return your completed envelope/s, with correct cash payment, to our photographers on photo day.

Please note: You must enclose exact correct payment, as change is not available. Credit card payments can only be made online and we no longer accept cheques. There is a separate envelope for sibling photo orders, should your school choose to offer sibling photos.

FREQUENTLY ASKED QUESTIONS

SIBLING PHOTOS

Online orders for siblings close at 12.00 a.m. the night before your school's first photo day. If you miss the order cut off, let your school know you would like a sibling photo taken, collect a sibling envelope from your school and return the completed order envelope (including exact cash payment) directly to our photographers. Sibling photographs are by request and cannot be ordered after photo day.

ONLINE ORDER RECEIPTS

An order receipt will be emailed to the email address you provide during the ordering process. Please note that orders placed via PayPal can take up to 48 hours for payment to be processed and a receipt sent.

ARE THERE FEES FOR ORDERING ONLINE?

There are no fees for LatitudePay or envelope ordering. There is a 1.5% merchant fee applied when using Visa, Mastercard or PayPal. For more information go to: www.advancedlife.com.au/FAQ

CO-PARENTING FAMILIES

If you prefer to personally collect your photographic package from the school office, rather than have it sent home with your child, please select the "Collect Your Pack" option when you order online.

NOT FOR PUBLICATION STUDENT INFORMATION

If your child's image is "not for publication" and your school is aware of your decision, your child should not be presented to our photographers on photo day and school photographs will not be available for purchase. All students presented to our photographers by your school for a photo on photo day will be photographed, their images will appear in school photography packages and these packages will be available to purchase.

REFUND POLICY

Check your order carefully, as refunds are not available for incorrect choice. No refunds are available once your portrait image has been downloaded. To find out more, please visit: www.advancedlife.com.au

CONTACT US

Contact us at www.advancedlife.com.au/contact

advancedlife
school photography & print specialists

CAMPS, SPORTS AND EXCURSIONS FUND (CSEF) APPLICATION FORM

EDGARS CREEK PRIMARY SCHOOL

School Name

015310

School REF ID

Parent/carer details

Surname _____

First name _____

Address _____

Town/suburb _____ State _____ Postcode _____

Contact number _____

Centrelink pensioner concession **OR** Health care card number (CRN)

- - - **OR**

Foster parent under a temporary care order* **OR** Veterans affairs pensioner (Gold Card)**

*Foster Parents must provide a copy of the temporary care order letter from the Department of Families, Fairness and Housing (DFFH).

**Applicants must provide a copy of the Veteran Affairs Gold card

Is this an application for special consideration (no CRN needed)? Yes No

Student details

Student's surname	Student's first name	Student ID	Date of birth (dd/mm/yyyy)	Year level

I authorise the Department of Education and Training (DET) to use Centrelink Confirmation eServices to perform an enquiry of my Centrelink customer details and concession card status in order to enable the business to determine if I qualify for a concession, rebate or service. I also authorise the Australian Government Department of Families, Fairness and Housing (DFFH) to provide the results of that enquiry to DET.

I understand that:

- DFFH will use information I have provided to DET to confirm my eligibility for the Camps, Sports and Excursions Fund and will disclose to DET personal information including my name, address, payment and concession card type and status.
- this consent, once signed, remains valid while my child is enrolled at a registered Victorian school unless I withdraw it by contacting the school.
- I can obtain proof of my circumstances/details from DFFH and provide it to DET so that my eligibility for the Camps, Sports and Excursions Fund can be determined.
- If I withdraw my consent or do not alternatively provide proof of my circumstances/details, I may not be eligible for the Camps, Sports and Excursions Fund provided by DET.
- Information regarding my eligibility for the Camps, Sports and Excursions Fund may be disclosed to the DFFH and /or State Schools Relief for the purpose of evaluating concession card services or confirming eligibility for assistance.

You are able to request access to the personal information that we hold about you, and to request that any errors be corrected, by contacting your child's school.

Signature of applicant _____ Date ____/____/____

CSEF ELIGIBILITY

Below are the criteria used to determine a student's eligibility for the Camps, Sports and Excursions Fund (CSEF).

Criteria 1 – General eligibility

To be eligible for the fund, a parent or carer of a student attending a registered Government or non-government Victorian primary or secondary school must:

- on the first day of Term one
 - on the first day of Term two
- a) be a holder of one or more of the eligible financially-means tested cards **OR** be a temporary foster parent, and;
- b) submit an application to the school by the due date.

For the list of eligible financially-means tested cards refer to the CSEF Policy:

<https://www2.education.vic.gov.au/pal/camps-sports-and-excursions-fund/policy>

Parents who receive a Carer Allowance on behalf of a child, or any other benefit or allowance not income tested by Centrelink, are not eligible for the CSEF unless they also comply with the above.

Criteria 2 - Be of school age and attend school in Victoria

For the purposes of CSEF, students may be eligible for assistance if they attend a Victorian registered primary or secondary school. CSEF is not payable to students attending pre-school, kindergarten, home schooled, or TAFE.

Special Consideration

A special consideration category exists for

- Families on a bridging visa, temporary protection visa, in community detention or are asylum seeker families
- Students in temporary out of home care arrangements, including statutory kinship care

For more information, see <https://www2.education.vic.gov.au/pal/camps-sports-and-excursions-fund/guidance/eligibility>

Eligibility Date

For concession card holders CSEF eligibility will be subject to the parent/carer concession card being validated successfully with Centrelink on the first day of either term one (30 January 2023) or term two (24 April 2023).

PAYMENT AMOUNTS

CSEF payment amount

The CSEF is an annual payment to the school to be used towards camps, sports and/or excursion expenses for the benefit of the eligible student.

- Primary school student rate: \$125 per year.
- Secondary school student rate: \$225 per year.

The CSEF is paid directly to your child's school and will be allocated by the school towards camps, sports and/or excursion costs for your child.

For ungraded students, the rate payable is determined by the student's date of birth. For more information, see:

www.education.vic.gov.au/about/programs/Pages/csef.aspx

Year 7 government school students who are CSEF recipients are also eligible for a uniform voucher. Secondary schools are required to make applications on behalf of parents/carers so please register your interest at the school.

HOW TO COMPLETE THE APPLICATION FORM

NOTE: ALL SECTIONS MUST BE COMPLETED BY PARENT/LEGAL GUARDIAN

1. Complete the PARENT/CARER DETAILS section.

Make sure that the Surname, First Name, and Customer Reference Number (CRN) details match those on your concession card. You will also need to provide your concession card to the school.

If you are claiming as a temporary Foster Parent or a Veteran Affairs Pensioner, you will need to provide a copy of documentation confirming your status as a temporary Foster Parent or provide your Veterans Affairs Pensioner Gold card to the school.

If you are seeking special consideration, mark this in the form and provide a copy of the relevant documentation.

2. Complete the STUDENT/S DETAILS section for students at this school.
3. Sign and date the form and return it to the school office as soon as possible. The CSEF program for 2023 closes on the 23 June 2023.



big

CHILDCARE



WHAT'S BEEN HAPPENING AT

O.S.H.C?

- About Our Prep VIP Program
- Children are valued and respected as individuals and central to our programs. The programs we offer are developed in conjunction with educators, schools, the community, children, and families. They are critically reflected upon and evaluated to ensure we are providing positive experiences that are age-appropriate and extend every child.



HOLIDAY CARE



- From visits to the Melbourne Star, Adventure Park or to see Disney on Ice, to in-house days where children meet AFL stars, cook feasts or make movies; our choices are second to none! Our passion is in creating happy memories for children. Holiday Care with Big Childcare is known as being exceptional! We offer variety in our experiences, where children get to vote on where they want to go.... after all, It is their holidays!
- Vacation care bookings can be made via the Big Childcare website once a Xap enrolment has been complete this can also be done via our website.
- AUTUMN HOLIDAY BROCHURE COMING SOON.....

Enroll your child on Xap NOW



Monday 1 May 2023

Dear Principal

Information about Child Care Subsidy Changes for OSHC Families

Please be advised that effective from Monday 10 July 2023, changes will be made to the way Services Australia calculates Child Care Subsidy (CCS) entitlements for your OSHC families. The good news is that child care will be cheaper for most families!

In summary:

- The maximum amount of CCS is increasing from 80% to 90% for families earning up to \$80,000.
 - If families earn over \$80,000, their CCS percentage will go down by 1% for each \$5,000 of income they earn. They will either get more subsidy or there will be no change to their entitlement.
- The income limit for CCS has increased to \$530,000.

Please [click here](#) to download an information sheet we will be sharing with all OSHC families today.

REQUESTED ACTION:

We would like to request you share this information sheet with your school community as well, just in case more families wish to use our service given the changes. If you could please place a copy in your newsletter or via your communication portal, we would be most grateful.


In most cases families will not need to do anything to get the increased subsidy rate if they are entitled. The changes should be applied automatically from 10 July 2023. Families should however check their income estimate and update it should their circumstances change.

Thank you for your support in sharing this information with your school community.

Yours sincerely



Ted Hatzakortzian
CEO



WHITTLESEA COMMUNITY NEWS



HUME

EAGLES

Rugby League

NOT JUST A CLUB BUT A FAMILY. A CLUB BUILT FROM PASSION!

Contact and non contact teams available

NO experience necessary

Our season runs from April - August. Hume Eagles are apart of the Storm Junior League and play against all clubs across metro Melbourne. Our training nights are held on **Tuesday** and **Thursday** nights from **6pm-7pm**. Our club is growing fast but we still have plenty of room for more boys and girls of all ages and abilities all are welcome.

JOIN NOW



REGISTER AT PLAYRUGBYLEAUGE.COM

Contact us on: 0421 167 722

follow us on instagram and Facebook

Hume Eagles Rugby League Club

Hothlyn Drive Reserve, Craigieburn



MUMS & BUBS EPPING GROUP

Please join us for a small
mums and bubs group every
FRIDAY MORNING
10am to 12pm
DURING MAY 2023
All parents, grandparents and
carers invited to attend.

05 MAY
12 MAY
19 MAY
26 MAY

To register call: 9408 1586 or
email: epping@shel.edu.au



STORY HOUSE EARLY LEARNING EPPING
329a HARVEST HOME ROAD
9408 1586
EPPING@SHEL.EDU.AU


Story House
Early Learning

COULD YOU FOSTER A CHILD?

We **URGENTLY** need **Foster Carers**
in your area. Enquire now on how
you can help change a child's life.

CanIFoster.com.au | 1800 932 273



**Apply
now!**

Make a difference in your community.

**School Crossing Supervisor positions now available.
Enjoy the benefits of permanent part-time work!**

There are so many great reasons to join the City of Whittlesea team as a Crossing Supervisor:

- Starting hourly rate of \$31.96 (work 40 weeks but be paid for 52 weeks a year)
- Work 15 hours per fortnight during school terms (Annualised salary paid 12.6hrs per fortnight)
- Paid public holidays that fall during school terms
- 10.5% superannuation (updated from 1/7/2022)
- Pro-rata sick leave
- Receive on-the-job training and uniform is provided
- Reduced price memberships available at Mill Park Leisure and Thomastown Recreation & Aquatic Centre
- Join the City of Whittlesea's active social club and attend organised events
- Health & Wellbeing Programs available



TO APPLY visit the City of Whittlesea website at www.whittlesea.vic.gov.au/schoolcrossings

For further information please contact the School Crossing Team on 9217 2508 or email school.crossing@whittlesea.vic.gov.au

Apply to become a School Crossing Supervisor

Join the City of Whittlesea and make a difference in our community!

This very rewarding role helps the most vulnerable members of the community, our children. Assist school aged children and other pedestrians to cross the road at designated school crossings.

ABOUT YOU

To be considered for this job you need to:

- be medically fit
- have your own transport
- be of good character
- relate well to children and be able to talk to children's parents and teachers
- be available to work for 1.5 hours per day, generally between 8am-9am and 3pm-4pm on weekdays during school terms
- be able to obtain and retain a Working with Children Check (WWCC)
- be fully vaccinated against COVID-19

If this sounds like you, then you should definitely apply! Complete the application form below or online at www.whittlesea.vic.gov.au/schoolcrossings



Please send your completed form to: City of Whittlesea, Locked Bag 1, Bundoora MDC VIC 3083

Name: _____

Address: _____

Phone: _____ **Mobile:** _____

Email address: _____

Do you have any experience working with children? If yes, please provide details:

Why do you want to work as a school crossing supervisor?

What do you know about being a school crossing supervisor?

Referees: Please provide the names and phone numbers of two (2) referees (cannot be family or friends). Please state briefly, the relationship with each referee (for example, your last employer, a supervisor, involvement in a community group, voluntary work, etc).

Name: _____ **Name:** _____

Phone: _____ **Phone:** _____

Relationship: _____ **Relationship:** _____



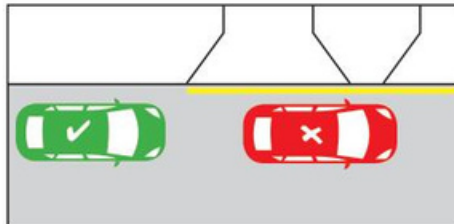
PARKING AND SAFETY AROUND SCHOOLS

Speed



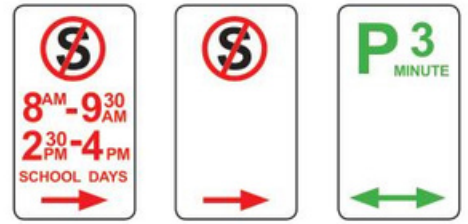
Look out for the reduced speed limit around schools and slow down to improve safety.

Yellow edge line



A driver must not stop on the side of a road marked with a yellow edge line.

Parking/Stopping signage



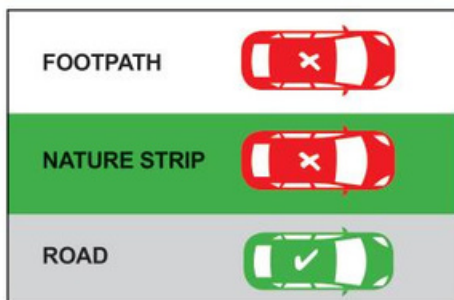
No stopping areas must be kept clear. If times/days are specified, restrictions are only applicable to the specified times/days. You cannot park in a P3 minute area for longer than three minutes.

School crossings



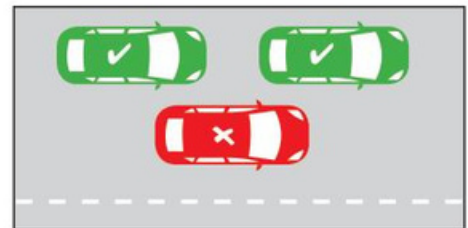
- Look out for flags and Crossing Supervisors
- You must stop for anyone waiting to cross, or who has started crossing
- Please remain stopped until the crossing is clear.

No parking on nature strips/footpaths



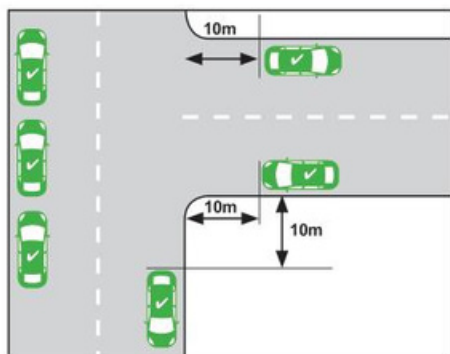
Parking is illegal on nature strips and footpaths.

Double parking



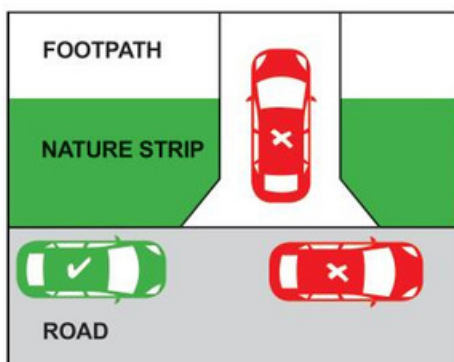
It is illegal to double park at any time. This affects the flow of traffic.

Within 10 metres of an intersection



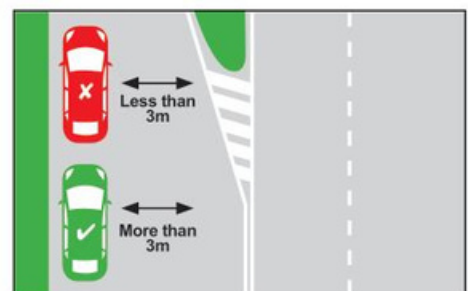
A driver must not stop with any part of their vehicle within 10 metres of an intersection unless signed otherwise.

Stopping across driveways



It is illegal to, stop/park across a driveway unless you stay in the car and are there for no more than two minutes and move immediately if required to do so to allow entry or exit by the owner/occupier.

3 metre gap for signage



At least 3 metres must be left between your vehicle and the centre dividing line to allow other vehicles to pass safely and not obstruct traffic.

What can you do to stay safe

- Supervise your children in or near traffic
- Walk or cycle to school with your child
- Respect all road rules, parking signs and instructions from authorities
- Wait on the same side of the street as your child
- Always let your child out of the kerb side of the car.

Free Telephone Interpreter Service

العربية	9679 9871	Italiano	9679 9874
Ελληνικά	9679 9873	Македонски	9679 9875
हिंदी	9679 9879	简体中文	9679 9857

ਪੰਜਾਬੀ	9679 9879	Tiếng Việt	9679 9878
தமிழ்	9679 9879	Other	9679 9879
Türkçe	9679 9877		